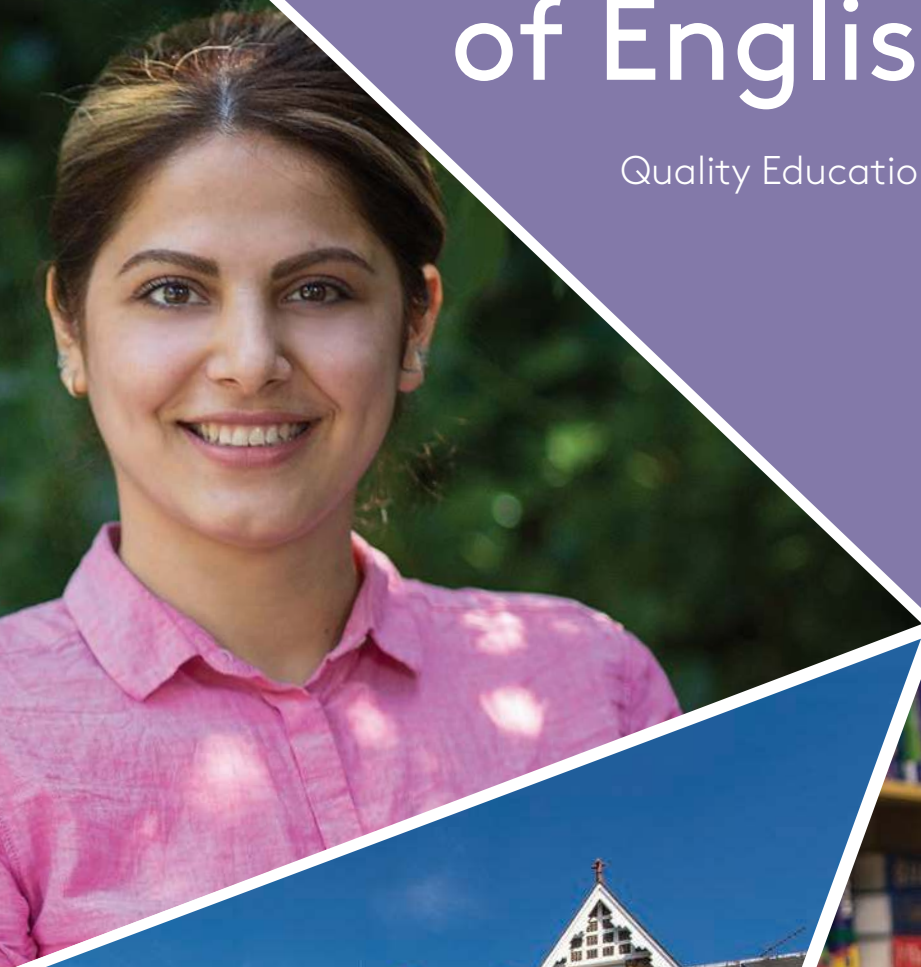




Wimbledon School of English London

Quality Education | Perfect Location





Students in the Garden at WSE

Welcome to Wimbledon School of English

Our brochure is designed to give you an idea of what life is like at WSE and why we are regarded as one of the top English language schools.

Our continued success is largely thanks to the talent of our staff, the dedication they devote to our students and the pride they take in the school. For all of us our students come first and we work hard to make sure every part of your learning and living experience is of the highest possible standard.

I look forward to welcoming you here very soon.

Jane Dancaaster BA MA DTEFLA
Managing Director








Contents

Welcome to WSE	01
Our Students	03
Our School & Facilities	05
Our Approach	07
Our Courses	09
Exams	11
London Exam Centre	12
Accommodation	13
Our Social Programme	17
Wimbledon	19
London	21



Map of Surrounding Attractions

Wimbledon School of English

- 
17 mins
 Waterloo Station
- 
25 mins
 Oxford Circus
-  
25 mins
 Notting Hill
- 
30 mins
 Westminster
- 
42 km
 Heathrow
- 
50 km
 Gatwick

WHAT MAKES US SPECIAL?

- Dedicated, professional teachers
- Accommodation in local area
- Beautiful building and garden
- Convenient location
- Social activities organised every day
- Over 55 years' experience



EL Gazette top performing UK Centre of Excellence*

*Based on British Council inspection results (2018)

The British Council accreditation is a quality assurance scheme that evaluates UK providers of English as a foreign language courses.

WSE TIMELINE

- 1964** • Founded by Marjorie Housden
- 1970s** • Moves to current premises
- 1984** • Accredited by the British Council
- 1999** • Jane Lancaster joins WSE for the second time
- 2003** • WSE acquires Kings Lodge (first student house)
- 2008** • First named Centre of Excellence
- 2010** • Becomes an IELTS test centre
- 2014** • Named top performing UK Centre of Excellence
- 2016** • Opens first Junior Centre
- 2020** • Launches full online programme

Our students

Studying at Wimbledon School of English is a truly global experience and we are proud to have created a learning environment where people from all different cultures and backgrounds feel part of a big family.



Xisca, Spain

"WSE helped me open my mind, learn about other cultures and to understand and respect them."



Monika, Czech Republic

"The social program was really great and I'm grateful for the opportunity to meet new people from other countries."



Sofia, Russia

"This is my second time studying English at WSE and I am really happy to be here again."



Ian, Chile

"Beautiful garden, big common room, quiet study centre and a lot of green areas!"



Abdullah, Jordan

"The family I stayed with was really helpful, and they helped me to practise and improve my English."



Amy, South Korea


"Passionate teachers who have great abilities in teaching and are always ready to help students"



ANDRÉ

Profile:

- Brazil
- Academic Year Programme
- 24 weeks



"Four months ago I barely knew how to spell my name, let alone what the verb "to be" was. Today, I can communicate, understand the lessons and even write short texts. This experience is priceless."

André, AYP student at WSE |

2019 IN NUMBERS



1892

students

34

courses studied

84

nationalities

14%

Latin America

7%

Middle East & Africa

24%

Asia

55%

Europe



230

average no. of students low season

380

average no. of students peak season

Age of students

16%

under 18

59%

18 - 30

26%

30+

Our school



Students in garden at WSE |

Located in a beautiful Edwardian building, WSE combines traditional British architecture with modern facilities. We also have a large garden at the rear of the building, which students can enjoy year round.

Our facilities



25 classrooms (4 in separate building)



Large student lounge



Beautiful garden



Smart technology in all classrooms



Free magazines and newspapers



Microwaves



Computer suite



Coffee shop & snack bar



Table tennis & table football



Study centre



Film library



Coffee machine



Reading library




Piano



Wifi throughout

Our facilities





| Student in Common Room at WSE



| WSE Job Club

Our approach

At WSE we don't only teach English, we prepare you, our students, for life in an international world by developing your 21st century skills. Your wellbeing is important to us, which is why we have built mindfulness techniques into every course to help you learn in a stress-free environment. We have a large team of dedicated and skilled professional teachers who are committed to helping you achieve your language learning goals. We want to help you communicate effectively in real life situations, so all of our full-time courses focus on speaking, listening, reading, writing, grammar and vocabulary.

THE WSE PROMISE

- To help you make rapid progress
- To help you make the right academic choices for your future
- To ensure you are happy in your accommodation
- To help you enjoy your stay and explore London and the rest of the UK
- To make your experience at WSE one of the best times of your life

OUR COMMITMENT TO YOU

If you do not progress as quickly as you should, we are here to help. Outside the classroom, we offer free academic consultation, guided self-study and hands-on learning support. All we ask of you in return is that you attend all classes and complete the homework set by your teachers.

HOW WE MONITOR YOUR PROGRESS

- Entrance and exit tests
- Weekly progress tests
- Regular tutorials with your teacher
- End of level exams



Student in class at WSE



How we monitor your progress

- Entrance and exit tests
- Weekly progress tests
- Regular tutorials with your teacher
- End of level exams

Our courses

Whether you are improving your English for study, business or pleasure, we use the best possible teaching methods to help you develop your language skills and knowledge. We are serious about your progress, so our courses are a minimum of 20 full hours per week.

STANDARD COURSE 24 lessons 20 hours 5 mornings + 2 afternoons	VS	INTENSIVE COURSE 28 lessons 23hours 20 mins 5 mornings + 4 afternoons
---	----	---

21ST CENTURY SKILLS

All of our courses integrate 21st century skills development consisting of:

- Academic skills
- Soft skills
- Learner training
- Well-being

Homework is important and will help you progress more quickly. Students should expect up to 2 hours per day.

8 Levels: Beginner (A1) to Proficiency (C2)
8 Weeks: Average time to complete one level

INTENSIVE COURSE OPTIONS

Football Academy
Effective Communication
Grammar & Writing Workshop
Pronunciation
Creativity, Mindfulness & Wellbeing
IELTS Preparation Plus Academic Writing
Medical English
One to one
Two to one



Student and teacher in class at WSE |

8

Levels: Beginner (A1) to Proficiency (C2)

8

Weeks: Average time to complete one level

FULL LIST OF ENGLISH COURSES

General English
Business English and Professional Skills
IELTS Preparation with Pre-sessional Academic English
Cambridge English Exam Preparation (First, Advanced, Proficiency)
Young Learners (aged 10-17)
Medical English
English for Law with TOLES Preparation
Teacher Training Programmes
40 + English and Culture: Experience London
30+ English for Life and Work
OET Preparation
Long-term Academic Year Programmes
Summer Family Programme
Beginners
Online Programmes
One to one

ENGLISH FOR SPECIFIC PURPOSES

We also offer a number of English for Specific Purpose courses for closed groups or as one-to-one. These courses are tailor-made and available on demand. Areas we offer include:

Aviation
Military
Finance
Teaching
Journalism
Exam Preparation
Oil and Gas

For more detailed information on our courses including dates, entry requirements, course content and timetables, please see the accompanying Information Booklet or visit www.wimbledon-school.ac.uk



Student in class at WSE |


Our minimum age for individuals is 16, but we occasionally accept 15 year olds in General English international classes, if they are part of a group with a group leader. We can accept 12 to 14 year olds only in closed groups with a group leader. We accept children from 8 on our Summer Family Programme.

Please note: Students aged under 18 are not supervised except in lessons and on class excursions.

Our average class size is 12, with a maximum of 14 except for July and August, when General English and Cambridge English Exam Preparation classes may have up to 16 students. Our 14 student limit may be exceeded by a maximum of 1 student for 1 week in exceptional circumstances.



Student in Study Centre



Student in Study Centre |

Exam courses at WSE

Taking an internationally recognised exam is a great way to prove your English language skills. You will study with others who share the same goal as you in an exam focussed group.

Full time exam courses

IELTS preparation
TOLES: Test of Legal English Skills
Cambridge English: First (FCE)
Cambridge English: Advanced (CAE)
Cambridge English: Proficiency (CPE)
Occupational English Test (OET)

Proficiency exam classes include some students not taking the exam. At the end of all of our full time exam preparation courses there is the exam, which is held in Wimbledon. This means you don't have to travel to an unfamiliar place to take the test.

Cambridge English: Business Higher (BEC)
TOEFL
TOEIC
Language Cert

*For guided self study courses you will receive a personalised study plan and will be expected to complete this in your own time. Regular one-to-one support is available between 13:30 and 16:30 in our Study Centre.



London Exam Centre

We are one of the few schools in the UK to have our own exam centre. The London Exam Centre is located 2 minutes' walk from school.

Exams available at The London Exam Centre

Cambridge English: Key (KET)
Cambridge English: Preliminary (PET)
Cambridge English: First (FCE)
Cambridge English: Advanced (CAE)
Cambridge English: Proficiency (CPE)
Cambridge English: Young Learners (YL)
Cambridge English: Business Preliminary, Higher and Vantage (BEC)
Linguaskills
Cambridge TKT (Teaching Knowledge Test)
IELTS Academic (non-SELT)
IELTS General Training (non-SELT)
TOLES: Test of Legal English Skills
PTE Academic
Trinity GESE
Trinity ISE
Occupational English Test (OET)
Test of English for Aviation (TEA)
Association of Chartered Certified Accountants (ACCA)
Language Cert



Take your exam in Wimbledon

Advantages of studying in a school with an exam centre:

- Guaranteed full-time exam courses throughout the year
- Prepare in dedicated examination classes
- Timed exam practice throughout your course
- Access to past exam papers in the Study Centre

For a full list of exam dates, please visit londonexams.co.uk

Accommodation

Feeling at home in your accommodation is key to your happiness and your academic success. We have a number of different options available, and our dedicated accommodation staff work hard to meet your requirements. We manage all of our homestay and student house accommodation ourselves, so you can be assured of high standards at all times.



Homestay



Student house share



Female-only hostel



Hotel/B&B

40%

within walking distance*

15

Minutes: Average journey time

2

Minutes: Walk closest host

25

Mins: Maximum journey time

250+

hosts

*average walking pace, up to 25 minutes



Map of local area where homestay providers live |



Bedroom in homestay accommodation |



Student in homestay accommodation |



Student in homestay accommodation |



Student and host in homestay accommodation |



HOMESTAY

Why homestay?

- Practise your English in real-life situations
- Experience a new way of life
- Evening meals with your host family if you take the half board option

Our homestay guarantee

- Your host will be welcoming, friendly and happy to talk to you*
- The home will be clean and comfortable and your room will be cleaned weekly
- You will be able to bathe or shower every day
- If you take the half-board option, you will be given a varied, balanced diet
- You will not be placed in a homestay with a student who speaks the same language as you, unless you ask to share with a friend from your country
- There will be no more than 4 students in the homestay
- Free WiFi will be available
- If you are unhappy with your accommodation, you will be moved as soon as possible

*Independent and Breakfast Only options offer you less contact with your host.



Students in homestay accommodation |

Room Types

- + Standard homestay – shared bathroom
- ++ Standard plus – private bathroom
- +++ Superior – private bathroom + walking distance

Board Types



Half-board: Breakfast and Dinner (12+)



Breakfast Only (18+)



Independent/Self-catering (18+)

Accommodation



Kitchen in Student House Share |



Bedroom in Student House Share |



STUDENT HOUSE SHARE

Why student house share?

- Live with other WSE students
- Self-catering
- More independence
- International experience

Communal facilities

- Well-equipped kitchen
- Television
- Lounge area
- Garden
- Wifi
- Washing machine/laundry room

Individual bedrooms



Bed, Desk, Chair, Wardrobe, Safety deposit box

Private bathroom in some rooms

SUPERIOR HOUSE SHARE

All en suite rooms or private bathrooms

Communal areas cleaned daily, Monday to Saturday

10 minutes' walk to school

2 houses: Minimum age 18

STANDARD HOUSE SHARE

Mix of en suite and shared bathroom, cleaned weekly

Journey times of up to 25 mins

Minimum age 18



Lounge in Student House Share



STRUAN HOUSE FEMALE-ONLY HOSTEL

This facility is operated by the Catholic Church but WSE can make bookings on your behalf, subject to availability. Struan House welcomes unmarried women of all faiths aged between 18 and 30.



HOTELS AND B&Bs

Many of our executive students prefer to stay in hotel accommodation and there are several options within walking distance. For a full list of hotels in Wimbledon, please visit:

www.wimbledon-school.ac.uk/accommodation/hotels

Our Social Programme

We want you to have fun, make friends, practise your English and enjoy all that England has to offer, so we organise an exciting and inclusive social programme.

 Check out our Instagram for more photos of life at WSE
[@wimbledonschoolofenglish](#) [#MyWse](#)

SPORTS



Tennis



Squash



Badminton



Football



Table Tennis



Running Club



Salsa



Volleyball



Afternoon excursion in central London |

SOCIAL ACTIVITIES

Every weekday the school organises at least one social activity. Some are free while others have a cost.

For activities outside Wimbledon students will need to pay full travel costs.

KEY

£ up to £5
 ££ £20-£40
 £££ £40+

Free activities

Museum trips
 London's markets
 Film screenings at WSE
 International student parties at WSE
 Salsa classes at WSE
 Walking tours
 Quiz nights
 Fancy dress parties at WSE

Paid activities

Theatre trips **££**
 Madame Tussauds **££**
 London Eye **££**
 Football matches **££**
 River cruises **££**
 Buckingham Palace **££**
 Tower of London **££**
 Squash and badminton **£**

Full day excursions (weekends only)

Oxford **£££**
 Cambridge **£££**
 Brighton **£££**
 Bath and Stonehenge **£££**
 Windsor and Eton **£££**
 Stratford upon Avon **£££**
 The Cotswolds **£££**



Students playing table tennis at WSE |



Students playing tennis |



Afternoon excursion in Wimbledon |



Trafalgar Square |

SAMPLE PROGRAMME

	MONDAY	TUESDAY	WEDNESDAY	THURSDAY	FRIDAY	SATURDAY	SUNDAY
Afternoon 16:00	Welcome Party and Table Tennis	Volleyball or Walking tour of London	Squash and Badminton or Film Club	Football or British Museum	Tennis or Camden Market	Full day excursion to Cambridge	Free to explore London
Evening		Salsa Classes	Theatre Trip	International Party			



Screening of tennis in Wimbledon town centre

Wimbledon- The Perfect Location

Wimbledon is known throughout the world for the Tennis Championships held every summer, but there is much more to discover in this beautiful part of London.

WIMBLEDON IS KNOWN FOR



Education



Entertainment



Shopping



Green Space



Eating & Drinking



Sports & Fitness



Did you know?

70% of 18-year olds from the Wimbledon area went on to Higher Education in 2017. (UCAS 2018)

Wimbledon Village was ranked a top 10 retail location in 2017 by the BBC.

The Buddhapadipa temple, Wimbledon, is the first Thai temple to have been built in the UK.

Wimbledon Common is the 2nd largest area of parkland in London

Each year 234,000 meals, 330,000 cups of tea and coffee, 140,000 portions of English strawberries, 10,000 litres of cream and 29,000 bottles of champagne are served at the Wimbledon tennis championships

The AELTC Wimbledon has its own Hawk called Rufus whose job is to scare away pigeons each morning from the tennis courts.

We asked our students to describe Wimbledon in one word:



Peaceful

Green

Multicultural

Classic

Friendly

Fun

Beautiful

Safe

Busy



View of London from Wimbledon Village |



London

London is, and always will be, one of the most exciting cities in the world. It is a truly global city, which combines fascinating history with modern architecture and design. There is so much to do here, and Wimbledon is a great base for exploring our museums, galleries, monuments, restaurants and shops. With quick connections into the city centre, living in Wimbledon offers you all the advantages of London but none of the stress.



Millennium Bridge, London |



100,000

International students



300+

Museums and galleries



3,000+

Parks and open spaces



12,000

Restaurants



55

Michelin-starred restaurants



13

Professional football teams



32,000

Theatre performances each year



Students in garden at WSE |

 [wse.london](https://www.facebook.com/wse.london)

 [wse_london](https://twitter.com/wse_london)

 [wimbledonschoolofenglish](https://www.instagram.com/wimbledonschoolofenglish)

 [#mywse](https://www.instagram.com/mywse)

See what our students
say about WSE



Wimbledon School of English,
41 Worple Rd,
Wimbledon,
London
SW19 4JZ

T. +44 (0) 20 8947 1921

E. info@wimbledon-school.ac.uk

